

## Study Of Physical Properties Of Recycling Aluminium Chip (AA6061) On Holding Time Through Milling Process

Mohd Sukri Mustapa<sup>3</sup>, Ahmed Sahib Mahdi<sup>1,2</sup>, Mohd Amri Iajis<sup>4</sup>,  
Mohd Warikh Abd Rashid<sup>5</sup>

<sup>1,3,4</sup> Faculty of Mechanical and Manufacturing Engineering, Universiti Tun Hussein  
Onn Malaysia (UTHM), 86400 Parit Raja, Batu Pahat, Johor, Malaysia

<sup>2</sup> Southern Technical University, Iraq

<sup>5</sup> Engineering Materials Department, Faculty of Manufacturing Engineering, Universiti Teknikal  
Malaysia Melaka (UTeM), Hang Tuah Jaya, 76100 Durian Tunggal, Melaka, Malaysia.

**ABSTRACT :** Recently Aluminium alloy, exclusively AA 6061 is used in the automotive, aircraft, marine and construction industries due to its excellent properties such as noncorrosive, strength to weight ratio and rewards over than steel in ductility. Four groups of particle size were chosen (25, 63, 100, mix)  $\mu\text{m}$ . Each group has compacted by three specimens for various of Holding time (10, 15, 20) mins, the compaction pressure and sintering temperature were constant (9) ton, (552)  $^{\circ}\text{C}$  respectively. The result of physical properties shows that the density increase with increasing holding time for all groups and the various of particle size (mix) will be given the best density value (2.29)  $\text{gm}/\text{cm}^2$  due to it will be given a smaller amount of pores. Whereas the others have less value due to the large amount of pores. Porosity and water absorption have been getting the less value for the mix group (7.09 and 3.09) %, respectively, while the others have bigger value. Therefore, it can be concluded that, cold press forging for powder metallurgy could be one of the alternative production process instead of the conventional method that has been carried out melting phase, which contributes to a sustainable manufacturing process technology in the future.

**Keywords :** physical properties, milling process, holding time, powder metallurgy, AA6061.

### I. INTRODUCTION

Chip milling is the fine phase of comminuting after coarse step of size reduction such as crushing. Its goal is to reduce the particle size of the chip so that the economically valuable substance in the chip can be more efficiently separated by the subsequent process, such as flotation or magnetic separation [1-3]. Ball mill grinding process is often the most commonly seen and the most energy intensive operation [4]. The planetary ball milling can reduce particles to fine powders based on a mechanical energy transfer, or impact and friction forces through high hardness ball media. However, its energy efficiency is low, and the power cost is high [5]. As a construction, a ball milling device, usually consists of a cylindrical vessel mounted on an appropriate basis at both ends, which allows rotation of the vessel around the centre axis. The mill is driven by a gear bolted to the shell of the vessel and a pinion shaft moved by a prime mover. The prime movers are usually synchronous motors equipped with an air clutch or gear transmission [6]. Some important procedures are involved in the category of powder metallurgy which can be generally divided into three separate groups. Firstly, single step process like ball milling has been used as a dry process and the mixing is totally performed in a batch state. The second group has been employed by the continuous multistep procedure like ultrasonic-assisted then ball milling and nano-scale dispersion (NSD) methods which can be introduced as a semi-wet based process. In this group the unique properties of both dry and slurry based routes are considered to achieve the desired products. The last one is more complicated process comprising the wet-based methods which are applied by the fluid dispersive environment and chemical reactions to make the demanded products like flake powder metallurgy and in-situ chemical vapor deposition (CVD) methods. The more initial preparation is needed for materials in the third group of PM processing methods [7]. In the open literature, numerous prior studies have reported similar work on ball milling of other types of powders, but there is no report about the pore and surface properties of calcite-based mineral powder using planetary ball milling.

Nowadays, the manufacturing processes for closed-cell aluminium stochastic foams seem to abound. They can be fabricated by starting from melted metals or metal powders [8]. Aluminium is a relatively soft, ductile and lightweight metal with a density of 2.7 g/cm<sup>3</sup>. Metals owing to their thermal conductive nature are frequently used in industries [9-12].

In this study, the holding time has an effect on the distribution of aluminium particles. The distribution of these particles affected to density, porosity and water absorption of the mass. Therefore, these physical properties are the basic characteristics of composites produced by powder metallurgy technique.

## II. EXPERIMENTAL WORK

### 2.1, Material

Aluminium metal AA6061 is a silver-white metal that has a strong resistance to corrosion and malleable. Then, it has a widely using in the industry. It is a relatively light metal compared to metals such as steel, nickel, brass and copper with a specific gravity of 2.7 gm/cm<sup>3</sup>, the Chemical Composition for Aluminium AA6061 is shown in Table-1.

**Table-1** Chemical Composition of Aluminium AA6061 (ASTM B308/B308M)

Ele.	Wt %	Ele.	Wt %	Ele.	Wt %
Si	0.4-0.8	Mn	0-0.15	Zn	0-0.25
Fe	0-0.7	Mg	0.8-1.2	Ti	0-0.15
Cu	0.15-0.4	Cr	0.04-0.35	Al	95.8-98.5

Zinc stearate will be used as a binder to make the compaction process easier.

### 2.2, Chip production

Firstly, chip was produced by using CNC milling machine, type HSM (SODICK – MC430I), Feed rate (1100 mm/min), Depth of cut (1.0 mm), cutting velocity (345.4 m/min).

### 2.3, Chip cleaning and drying

Milled aluminium particles were cleaned by ultrasonic bath apparatus. Type Fritsch (ultrasonic cleaner labarette 17). The duration was 1 hour for each patch. After that, it is treated with acetone solution for 20 min. Finally, the drying process was used by furnace type (Kuittho Linn High Therm) for 1 hour.

### 2.4, Milling process

After that, the chip was milled by planetary ball mill type (Retsch PM100) under conditions of the speed (350 r.p.m) and time (20) HR. The ratio of ball to powder (r.b.p) was 20:1.

### 2.5, Aluminium particles sieving

Aluminium particles sieving was used by vibrator apparatus type (Fritsch analysette 3) with maximum interval time 5 second. Three sizes were classified (25,63,100) µm. Tables 2-3 show the classification of specimens according to particle size and Holding time respectively.

**Table- 2 classification of specimens according to particle size**

<b>AII</b>	Particle size (25 µm)
<b>BII</b>	Particle size (63 µm)
<b>CII</b>	Particle size (100 µm)
<b>DII</b>	Mix (78.5% (25 µm) + 21.5% (100 µm) )

**Table- 3 classification of specimens according to applied to the Holding time**

<b>AII1</b>	Particle size (25 µm) applied to Holding time 10 min
<b>AII2</b>	Particle size (25 µm) applied to Holding time 15 min
<b>AII3</b>	Particle size (25 µm) applied to Holding time 20 min

### 2.6, Mixing theory

The high performance of the percentage of particle size is referred to as milled particle size bulk having mechanical properties exceeding that of normal strength of milled particle size. Figure 1 shows the concept of mixing method for particle size.

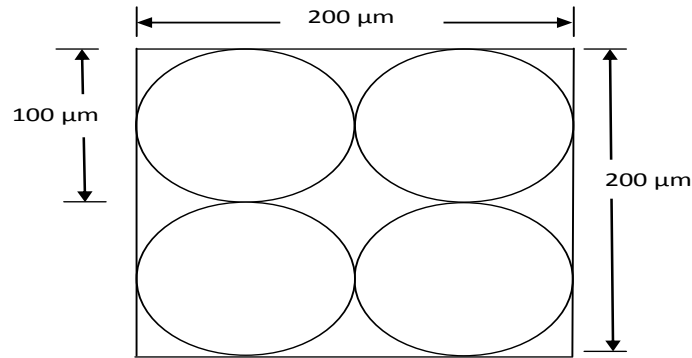


Figure 1 the concept of mixing method for particle size

Figure (1) shows the relationship if the particle size is 100 μm has been taken. Thus, The area of particle size is ( $A = \pi r^2$ ) ( $7850 \mu\text{m}^2$ ). The the area of all four particles is ( $31400 \mu\text{m}^2$ ). The area of the square is ( $40000 \mu\text{m}^2$ ).

$$\begin{aligned} \text{The ratio of particle size to the square} &= \frac{\text{The area of particle size}}{\text{The area of square}} \\ &= \frac{31400}{40000} \\ &= 78.5\% \end{aligned}$$

In this sample, the content is (78.5% (100μm) + 21.5% (25μm))

### 2.7, Mixing and compaction

Ball mill machine was used for mixing the powders (1hr for time) and (300 r.p.m for speed) to make sure that the distribution was completed. The composition of mixture to produce the samples between (AA6061) and (Zinc stearate) was regular along the size that equal to 99% of AA6061 and 1% of zinc stearate.

Cold compaction of powder blends was performed in this study. Cold compaction was performed at room temperature (RT). In cold compaction, the mixed powder with a given amount of lubricant was pressed by uniaxial hydraulic operated press, The die was supported by two circular blocks of iron to allow uniform movement of the die during compaction, The cleaned surfaces of die wall and tools (upper and lower punch) were sprayed with a lubricant-saturated solution

### 2.8, Sintering process

Sintering process is to provide extra bonding between atoms. The atomic diffusion takes place and welded areas formed during compaction will increase the connection by sintering process. The sintering will be controlled over heating rate time; temperature and atmosphere are required for reproducible results.

The equipment used during sintering process is tube furnace as shown in Figure 2, the inert gas used during the process is Argon gas. Then, enter the specimen metal (Aluminium and metal carbide) into the tube furnace, The temperature used is followed by sintering profile

$$\text{Sintering Temperature} = (0.7-0.9) T_m$$

Hence:  $T_m$  = melting point




Figure-2 Sintering furnace.

### III. PHYSICAL PROPERTY INSPECTION

Density, Porosity and water absorption were investigated in this study. Density ( $D_B$ ) and dense, usually refer to a measure of how much of some entity is within a fixed amount of space. Then, the mass of many particles of a particulate solid or a powder, divided by the total volume they occupy is called Bulk density.

The process of water absorption ( $W_A$ ) means that a water was captured inside the material. The water was distributed inside material. As well as, the apparent porosity ( $A_p$ ) has a significant effect on the physical properties.

### IV. RESULTS AND DISCUSSION

It is possible to accomplish the process of pressing the powder on many of the powders at various pressing conditions without relying on optimal conditions with physical properties. But in this case, the compaction piece is of durability is weak and there is a high probability of exposure to failure when it is used due to the various problems take place during the compaction process such as pores and weak bonding. Therefore, some physical properties have been studied. Density, porosity and water absorption were selected for this study.

#### 4.1, Effect of Holding Time on physical properties

The holding time is effected on the connection between the powder particles. Figure-3 shows the relation between Holding Time and some physical properties (Density, Porosity and water Absorption) for (25 $\mu$ m) particle size. We can be seen that the Density will be increased by increasing Holding Time. Whilst, the Porosity and Water Absorption will be decreased by increasing the Holding time.

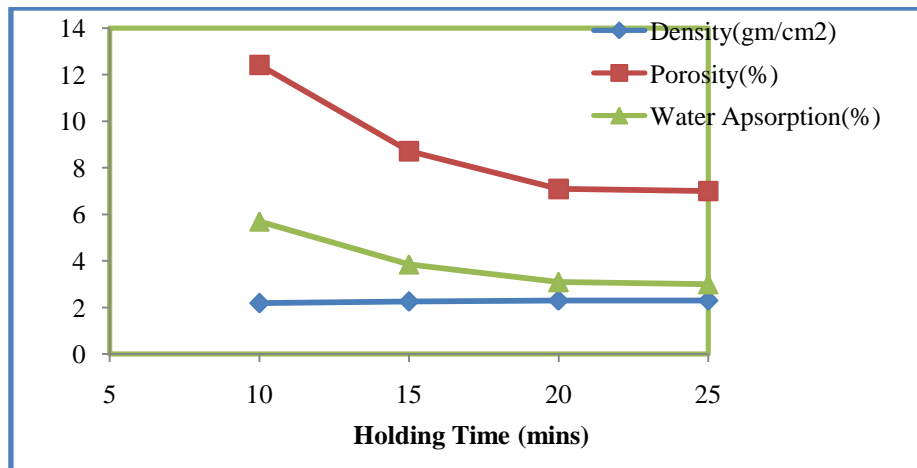


Figure-3 relation between Holding Time and Physical properties

#### 4.2, Effect of Particle size on Density

Usually, it can compress the powder or convert it to a much greater bulk density range, and the material can also be coarse granular to be very light powder, when manufactured by spraying, or when shaken or pressure may become too dense to lose their ability to flow. The bulk density of coarse particles does not differ significantly on the scale, assuming the negligence of the pores between the particles. Figure-4 illustrates the relationship between the Holding time and the density for different particle sizes.

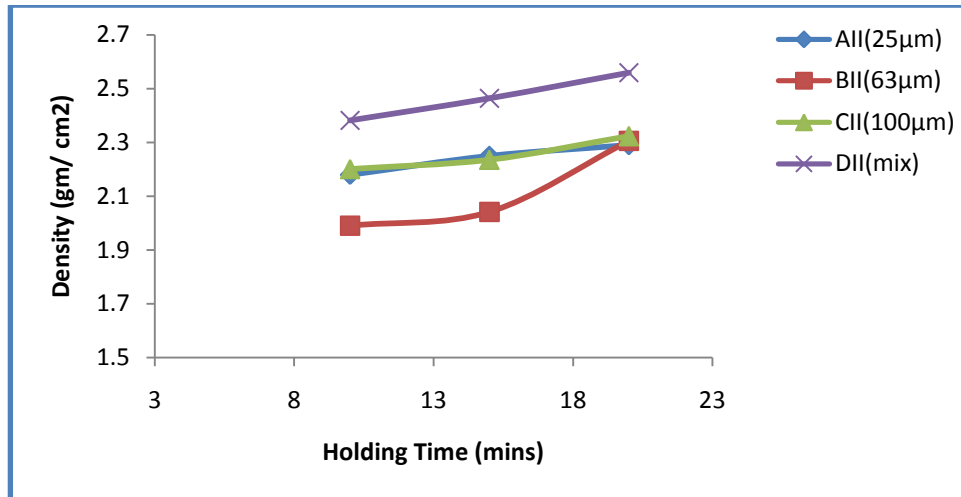


Figure-4 the relationship between the Holding time and the density for different particle sizes.

It can be seen that the density was high value ( $2.38 \text{ gm/cm}^3$ ) for the type (DII) while was lower value ( $1.99 \text{ gm/cm}^3$ ) for (BII) at Holding time (10 min) due to the Holding time not enough to decrease the number of pores at type (BII), whereas the type (BII) slightly raised at (15 min) and sharply rise at (20 min). Thus, the types (AII,CII) have slightly risen from (10 min) to (20 min). Finally, we can see at (20 min), the maximum value for density was ( $2.559 \text{ gm/cm}^3$ ) for the type (DII) while the minimum value was ( $2.29 \text{ gm/cm}^3$ ) for (AII) whereas were ( $2.306, 2.323$ ) for (BII, CII) respectively.

#### 4.3, Effect of Particle size on Porosity

Porosity is the percentage of the size of the pores in the powder for the total volume of the powder bulk. Figure-5 illustrates the relationship between the Holding time and the Porosity for different particle sizes.

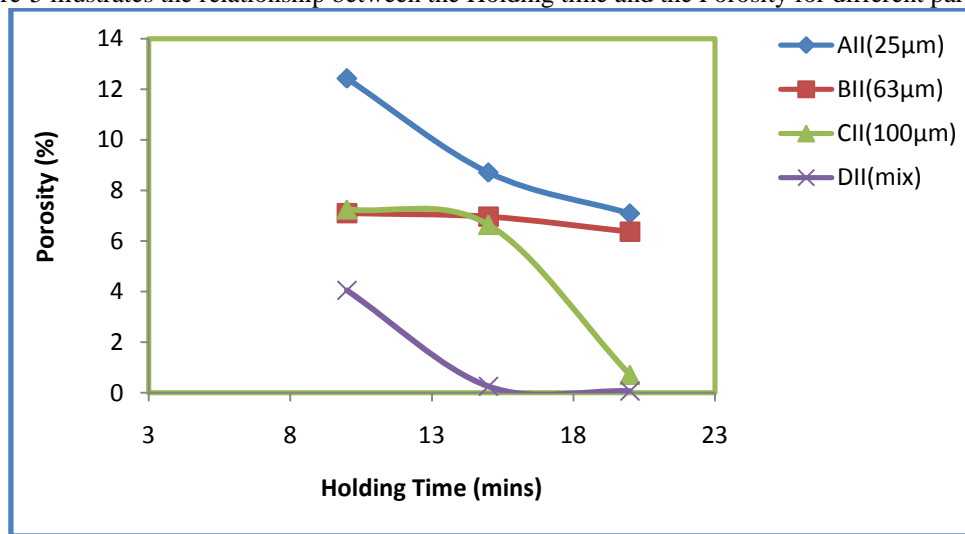


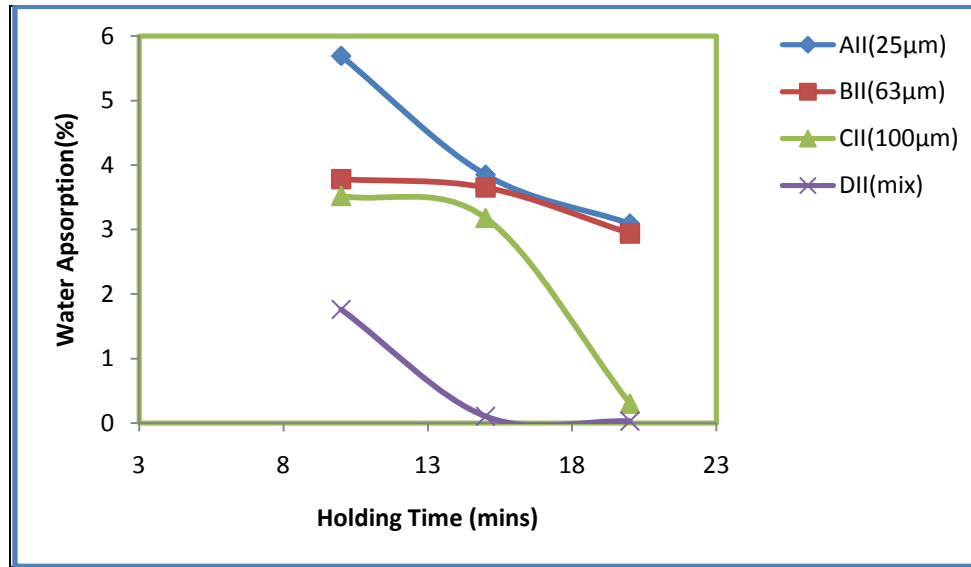
Figure -5 the relationship between the Holding time and the porosity for different particle sizes

It can be seen that the porosity sharply drop for the type (DII) due to the number of pores was the lowest amount while it was higher for the types (AII, BII, CII). On the other hand, we can see that the value of porosity for the type (AII) was bigger than the types (BII and CII) at Holding time (10 min) whereas it sharply drop at Holding time (15 and 20 min), that lead to that the small size affected much more of large size for the porous value.

#### 4.4, Effect of Particle size on Water absorption

Water absorption is used to determine the amount of water absorbed under specified conditions. Factors affecting water absorption include: type of plastic, additives used, temperature and length of exposure.

The data sheds light on the performance of the materials in water or humid environments. Figure-6 shows the relationship between the Holding time and the Water absorption for different particle sizes.




**Figure-6 the relationship between the Holding time and the Water absorption for different particle sizes**

The results of water absorption are similar to the results of the porosity. The relation between the porosity and the water absorption is Positive relationship. Then, when the number of pores, increased, the water absorption value increased.

#### 4.5, Effect of Holding time on Microstructure

Various types of technologies are used to observe and characterize the microstructure of aluminium alloy on different scales. Microstructure observation is conducted by using Optical Microscope. This apparatus is widely used to observed polish sample to obtain qualitative information about the size, shape and orientation of grains. The solid cylinder shape was fabricated for this test, (13)mm diameter (10) mm height. Figure-7 shows the effect of Holding time on Microstructure of AII (25 µm powder).



**Figure-7 effect Holding time on Microstructure of AII (25 µm powder)**



## V. CONCLUSIONS

Based on investigations, it is revealed that the particle size designed experiments were successfully conducted. So, we can be concluded the relationship between Holding time and physical properties (Density, Porosity and Water absorption). When Holding time was increased, the Density is increased, but the porosity and water absorption are decreased.

On the other hand, high Density, low porosity and low water absorption were given by the mix particle size specimen. Whereas, the others by single particle size have been given higher density by using bigger particle size at 20 min, Holding time while it has been given lower porosity and water absorption by using smaller particle size. In addition, the increasing of Holding time has led to decreasing of the pores and increasing of contact points. So, Direct proportion was detected between the Holding time and density.

## VI. FUTURE SCOPE

AA6061 is an important metal in the industry. Many of parts were fabricated by it in many applications. Chemical reactions should be invested. The corrosion rate is so important to investigate. On the other hand, particle size and other parameters for compaction method are also important to investigate.

## ACKNOWLEDGMENT

The authors would like to thank to University Tun Hussein Onn Malaysia (UTHM) for sponsoring this work and short term Grant No. U 358.

## REFERENCES

- [1]. Shaowen Lu, Member, IEEE, Ping Zhou, Member, IEEE, Tianyou Chai, Fellow, IEEE, and Wei Dai” Modeling and Simulation of Whole Ball Mill Grinding Plant for Integrated Control” IEEE TRANSACTIONS ON AUTOMATION SCIENCE AND ENGINEERING, VOL. 11, NO. 4, OCTOBER 2014.
- [2]. XING-GANG WU, MING-ZHE YUAN, HAI-BIN YU “PRODUCT FLOW RATE CONTROL IN BALL MILL GRINDING PROCESS USING FUZZY LOGIC CONTROLLER” Proceedings of the Eighth International Conference on Machine Learning and Cybernetics, Baoding, 12-15 July 2009.
- [3]. Radzali Othman, Azlila Zakaria” OPTIMISATION OF MILLING PARAMETERS DURING MECHANICAL ACTIVATION FOR DIRECT SYNTHESIS OF HYDROXYAPATITE” 1School of Materials & Mineral Resources Engineering, Universiti Sains Malaysia, Engineering Campus, 14300 Nibong Tebal, Penang, Malaysia.
- [4]. M.I.Flores-Zamora, C.A.Matinez-perez “COMPARATIVE STUDY OF Al-Ni-Mo ALLOYS OBTAINED BY MECHANICAL ALLOYING IN DIFFERENT BALL MILLS” Rev. Adv. Mater. Sci. 18(2008).301-304.
- [5]. Wen-Tien Tsai “ Microstructural Characterization of Calcite-Based Powder Materials Prepared by Planetary Ball Milling” Materials 2013, 6, 3361-3372; doi:10.3390/ma6083361.
- [6]. Vladimir Monov, Blagoy Sokolov, Stefan Stoenchev” Grinding in Ball Mills: Modeling and Process Control” CYBERNETICS AND INFORMATION TECHNOLOGIES • Volume 12, No 2 Sofia • 2012.
- [7]. F. Rikhtegar, S.G. Shabestari, H. Saghafian” The homogenizing of carbon nanotube dispersion in aluminium matrix nanocomposite using flake powder metallurgy and ball milling methods” Powder Technology 280 (2015) 26–34.
- [8]. Chunze Yan, LiangHao, AhmedHussein, PhilippeYoung, JuntongHuang, WeiZhu” Microstructure and mechanical properties of aluminium alloy cellular lattice structures manufactured by direct metal laser sintering” Materials Science&EngineeringA628(2015)238–246.
- [9]. Arash Chavooshi, Mehrab Madhoushi” Mechanical and physical properties of aluminum powder/MDF dust/ polypropylene composites” Construction and Building Materials 44 (2013) 214–220.
- [10]. Yu-shi CHEN, Ti-jun CHEN, Su-qing ZHANG, Pu-bo LI “Effects of processing parameters on microstructure and mechanical properties of powder-thixoforged 6061 aluminium alloy” Science direct, Trans. Nonferrous Met. Soc. China 25(2015) 699–712
- [11]. Cunguang Chen , Leichen Guo , Ji Luo, Junjie Hao, Zhimeng Guo, Alex A. Volinsky” Aluminium powder size and microstructure effects on properties of boron nitride reinforced aluminium matrix composites fabricated by semi-solid powder metallurgy” Materials Science & Engineering, PII: S0921-5093 (15)30328-2,2015.
- [12]. Hossein Abdizadeh, Maziar Ashuri, Pooyan Tavakoli Moghadam, Arshia Nouribahadory, Hamid Reza Baharvandi “Improvement in physical and mechanical properties of aluminum/zircon composites fabricated by powder metallurgy method” Materials and Design 32 (2011) 4417–4423.